

AUDITOR'S REPORT

To the Members of ATHENA EDUSPARK LIMITED

Report on the Financial Statements

We have audited the accompanying financial statements of ATHENA EDUSPARK LIMITED ("the Company"), which comprise the Balance Sheet as at March 31, 2014, and the Statement of Profit and Loss and Cash Flow Statement for the year then ended, and a summary of significant accounting policies and other explanatory information.

Management's Responsibility for the Financial Statements

Management is responsible for the preparation of these financial statements that give a true and fair view of the financial position, financial performance and cash flows of the Company in accordance with the Accounting Standards referred to in sub-section (3C) of section 211 of the Companies Act, 1956 "the Act". This responsibility includes the design, implementation and maintenance of internal control relevant to the preparation and presentation of the financial statements that give a true and fair view and are free from material misstatement, whether due to fraud or error.

Auditor's Responsibility

Our responsibility is to express an opinion on these financial statements based on our audit. We conducted our audit in accordance with the Standards on Auditing issued by the Institute of Chartered Accountants of India. Those Standards require that we comply with ethical requirements and plan and perform the audit to obtain reasonable assurance about whether the financial statements are free from material misstatement.

An audit involves performing procedures to obtain audit evidence about the amounts and disclosures in the financial statements. The procedures selected depend on the auditor's judgment, including the assessment of the risks of material misstatement of the financial statements, whether due to fraud or error. In making those risk assessments, the auditor considers internal control relevant to the Company's preparation and fair presentation of the financial statements in order to design audit procedures that are appropriate in the circumstances. An audit also includes evaluating the appropriateness of accounting policies used and the reasonableness of the accounting estimates made by management, as well as evaluating the overall presentation of the financial statements.


We believe that the audit evidence we have obtained is sufficient and appropriate to provide a basis for our audit opinion.

Opinion

In our opinion and to the best of our information and according to the explanations given to us, the financial statements give the information required by the Act in the manner so required and give a true and fair view in conformity with the accounting principles generally accepted in India:

- a) in the case of the Balance Sheet, of the state of affairs of the Company as at March 31, 2014;
- b) in the case of the Profit and Loss Account, of the profit for the year ended on that date; and
- c) in the case of the Cash Flow Statement, of the cash flows for the year ended on that date.


Contd.....2



Report on Other Legal and Regulatory Requirements

1. As required by the Companies (Auditor's Report) Order, 2003 ("the Order") issued by the Central Government of India in terms of sub-section (4A) of section 227 of the Act, we give in the Annexure a statement on the matters specified in paragraphs 4 and 5 of the Order.
2. As required by section 227(3) of the Act, we report that:
 - a. we have obtained all the information and explanations which to the best of our knowledge and belief were necessary for the purpose of our audit;
 - b. in our opinion proper books of account as required by law have been kept by the Company so far as appears from our examination of those books and proper returns adequate for the purposes of our audit have been received from branches not visited by us;
 - c. the Balance Sheet, Statement of Profit and Loss, and Cash Flow Statement dealt with by this Report are in agreement with the books of account and with the returns received from branches not visited by us;
 - d. in our opinion, the Balance Sheet, Statement of Profit and Loss, and Cash Flow Statement comply with the Accounting Standards referred to in subsection (3C) of section 211 of the Companies Act, 1956;
 - e. On the basis of written representations received from the directors as on March 31, 2014, and taken on record by the Board of Directors, none of the directors is disqualified as on March 31, 2014, from being appointed as a director in terms of clause (g) of sub-section (1) of section 274 of the Companies Act, 1956.
 - f. Since the Central Government has not issued any notification as to the rate at which the cess is to be paid under section 441A of the Companies Act, 1956 nor has it issued any Rules under the said section, prescribing the manner in which such cess is to be paid, no cess is due and payable by the Company.

Place: Delhi
Date: 23.04.2014


For Anand Dua & Associates
Chartered Accountants
FRN: 04263N

(Anand Dua)
Partner
M. No: 083503

ANNEXURE TO THE AUDITOR'S REPORT

Referred to in Paragraph (1) of our reports of even date on accounts for the year ended on 31.3.2014 of M/s ATHENA EDUSPARK LIMITED

1. There were no fixed assets during the year.
2. The company does not have any inventory.
3. The company has not granted nor taken any loans, secured or unsecured to/from companies, firms or other parties covered in the register maintained under section 301 of the Companies Act, 1956.
4. In our opinion and according to the information and explanations given to us, there is adequate internal control system commensurate with the size of the company and the nature of its business for purchase of inventory fixed assets and for the sale of goods and services. There is no continuing failure to correct major weakness in the internal control system.
5. Based on the audit procedures applied by us and according to the information and explanations provided by the management, we are of the opinion that there are no transactions that need to be entered into the register maintained under section 301.
6. In our opinion and according to the information and explanations given to us, since the company has not taken any loans, the provisions of sections 58A and 58AA or any other relevant provisions of the Act and the Companies (Acceptance of Deposits) Rules, 1975 with regard to the deposits accepted from the public are not applicable to the company. No order has been passed by the National Company Law Tribunal or Reserve Bank of India or any Court or any other Tribunal.
7. In our opinion and according to the information provided to us, the company is not required to have an internal audit system.
8. The company is not required to maintain any the books of account relating to materials, labour and other items of cost pursuant to the Rules made by the Central Government for the maintenance of cost records u/s 209 (1)(d) of the Companies Act, 1956.
9. a) According to the records of the company, the company is regular in depositing with appropriate authorities undisputed statutory dues including provident fund, investor education protection fund, employees state insurance, income-tax, sales-tax, wealth-tax, Service-tax custom-duty, excise duty, cess and other statutory dues if any, applicable to it. According to the information and explanations given to us, no undisputed amounts payable in respect of income-tax, wealth-tax, service-tax, sales-tax, custom duty were outstanding, as at 31.03.2014 for a period of more than six months from the date they become payable.

b) According to the records of the company, there are no dues of sales tax, income tax, custom duty/wealth tax, and service tax, excise duty/cess which have not been deposited on account of any dispute.
10. The company did not incur cash losses during the year as well as in the immediately preceding year. The company does not have any accumulated losses.
11. Based on our audit procedures and on the information and explanations given by the management, we are of the opinion that the company has not defaulted in repayment of any dues to a financial institution, bank or debenture holders.



Contd...2.

12. The company has not granted any loans on the basis of any security by way of pledge of shares, debentures and other securities.
13. In our Opinion and according to information provided to us, no special statute for chit fund/nidhi/mutual benefit fund/societies is applicable to the company.
14. Based on our examination of the records and evaluation of the related internal controls, we are of the opinion that proper records have been maintained of the transaction and contracts and timely entries have been made in those records. We also report that the company has held the shares, securities, debentures and other in its own name.
15. The company has not given any guarantee for loans taken by others from bank or financial institutions.
16. The company has not taken any term loans.
17. According to the information and explanations given to us and on an overall examination of the balance sheet of the company, we report that the no funds raised on short-term basis have been used for long-term.
18. Based on our examination of records and the information provided to us by management we report that the company has not made preferential allotment of shares to parties and companies covered in the register maintained under section 301 of the Act.
19. During the period covered by our audit report, the company has not issued any debentures during the year.
20. The company has not raised any money by way of public issues.
21. Based upon the audit procedures performed and information and explanations given by the management, we report that no fraud on or by the company has been noticed or reported during the course of our audit.

16

Athena Eduspark Limited
Balance Sheet as at 31 March, 2014


Particulars		Note No.	As at 31 March, 2014	As at 31 March, 2013
			₹	₹
A	EQUITY AND LIABILITIES			
1	Shareholders' funds			
	(a) Share capital	3	500,000	500,000
	(b) Reserves and surplus	4	2,029,805	555,132
			2,529,805	1,055,132
2	Current liabilities			
	(a) Other current liabilities	5	2,784,181	388,447
	(b) Short Term Provisions	6	694,000	-
			3,478,181	388,447
	TOTAL		6,007,986	1,443,579
B	ASSETS			
	Non-current assets			
	(a) Long-term loans and advances	7	1,406,638	23,708
	(b) Other Non-current assets	8	-	-
			1,406,638	23,708
2	Current assets			
	(a) Trade Receivable	9	2,175,261	87,742
	(b) Cash and cash equivalents	10	2,426,087	1,332,129
			4,601,348	1,419,871
	TOTAL		6,007,986	1,443,579
See accompanying notes forming part of the financial statements				

In terms of our report attached.

For Anand Dua & Associates

Chartered Accountants

Firm Regn Number 84263N


Anand Dua
 Partner
 M.No. : 83503

For and on behalf of the Board of Directors


 Director


 Director

Place : New Delhi

Date : 23/04/2014

Athena Eduspark Limited

Statement of Profit and Loss for the year ended 31 March, 2014

Particulars		Note No.	For the year ended 31 March, 2014	For the year ended 31 March, 2013
			₹	₹
A	CONTINUING OPERATIONS			
1	Business Income	11	26,844,209	15,637,991
2	Total revenue		26,844,209	15,637,991
3	Expenses			
	(a) Employee benefit expenses	13	24,126,041	14,302,203
	(b) Depreciation and amortisation expenses			
	(c) Other expenses	13	473,495	317,953
	Total expenses		24,599,536	14,620,156
4	Profit / (Loss) before exceptional and extraordinary items and tax (1-3)		2244673	1,017,835
5	Exceptional items			
6	Profit / (Loss) before extraordinary items and tax (5 + 6)		2244673	1,017,835
7	Extraordinary items			
8	Profit / (Loss) before tax (6 + 7)		2244673	1,017,835
9	Tax expense:			
	(a) Current tax expense for current year		694,000	330,000
	(b) (Less): MAT credit		76,000	
	(c) Current tax expense relating to prior years		770,000	330,000
	(d) Net current tax expense		770,000	330,000
	(e) Deferred tax			
10	Profit / (Loss) from continuing operations (9 + 10)		1474673	687,835
B	DISCONTINUING OPERATIONS			
11	Profit / (Loss) from discontinuing operations (before tax)			
C	TOTAL OPERATIONS			
12	Profit / (Loss) for the year (10 + 11)		1474673	687,835
13.i	Earnings per share (of ₹10/- each):			
	(a) Basic			
	(i) Continuing operations	14.1.a		
	(ii) Total operations	14.1.b	29.49	(2.70)
	(b) Diluted			
	(i) Continuing operations	14.1.e	29.49	(2.70)
	(ii) Total operations	14.1.f	29.49	(2.70)
13.ii	Earnings per share (excluding extraordinary items) (of ₹ 10/- each):			
	(a) Basic			
	(i) Continuing operations	14.1.c	29.49	(2.70)
	(ii) Total operations	14.9.d	29.49	(2.70)
	(b) Diluted			
	(i) Continuing operations	14.1.g	29.49	(2.70)
	(ii) Total operations	14.1.h	29.49	(2.70)
See accompanying notes forming part of the financial statements				

In terms of our report attached.

For Anand Dua & Associates

Chartered Accountants

Firm Registration Number 042631

Anand Dua
Partner
M.No. : 83503

For and on behalf of the Board of Directors

Director

Director

Place : New Delhi
Date : 23/04/2014


Athena Eduspark Limited
Cash Flow Statement for the year ended 31 March, 2014

	For the year ended 31 March, 2014		For the year ended 31 March, 2013	
	₹	₹	₹	₹
A. Cash flow from operating activities				
Net Profit / (Loss) before extraordinary items and tax		1,474,673.00		687,035.00
<u>Adjustments for:</u>				
Depreciation and amortisation				
Operating profit / (loss) before working capital changes		1,474,673.00		687,035.00
<u>Changes in working capital:</u>				
Adjustments for (increase) / decrease in operating assets				
Trade receivables	-2,087,519.00		-87,742.00	
Long-term loans and advances	-1,382,930.00		-23,708.00	
Other non-current assets			50,360.00	
Adjustments for increase / (decrease) in operating liabilities:				
Other current liabilities	2,395,734.00		357,582.00	
Long-term provisions	694,000.00			
	-380,715.00		276,492.00	
Cash flow from extraordinary items		1,093,958.00		984,327.00
Cash generated from operations		1,093,958.00		984,327.00
Net income tax (paid) / refunds				
Net cash flow from / (used in) operating activities (A)		1,093,958.00		984,327.00
B. Cash flow from investing activities				
Capital expenditure on fixed assets, including capital advances				
Cash flow from extraordinary items				
Net income tax (paid) / refunds				
Net cash flow from / (used in) investing activities (B)				
C. Cash flow from financing activities				
Proceeds from issue of equity shares				
Cash flow from extraordinary items				
Net cash flow from / (used in) financing activities (C)				
Net increase / (decrease) in Cash and cash equivalents (A+B+C)		1,093,958.00		984,327.00
Cash and cash equivalents at the beginning of the year	1,332,129.00		347,802.00	
Cash and cash equivalents at the end of the year		2,426,087.00		1,332,129.00
Reconciliation of Cash and cash equivalents with the Balance Sheet:				
Cash and cash equivalents as per Balance Sheet (Refer Note 19)	2,426,087.00		1,332,129.00	
Less: Bank balances not considered as Cash and cash equivalents as defined				
Net Cash and cash equivalents (as defined in AS 3 Cash Flow Statements)		2,426,087.00		1,332,129.00
Add: Current investments considered as part of Cash and cash equivalents (as				
Cash and cash equivalents at the end of the year *		2,426,087.00		1,332,129.00
* Comprises:				
(a) Cash on hand	2,828.00		4,876.00	
(b) Cheques, drafts on hand				
(c) Balances with banks				
(d) In current accounts	2,423,259.00		1,327,253.00	
In terms of our report attached.				
For Anand Dua & Associates		For and on behalf of the Board of Directors		
Chartered Accountants				
Firm Regn Number: 043614				
Anand Dua				
Partner				
Membership No. 83503				
Place: New Delhi				
Date: 23/04/2014				

Athena Eduspark Limited

Notes forming part of the financial statements

Note	Particulars
1 Corporate information	The company is registered with registrar of company, Delhi and Haryana to carry on the business to establish, run & manage Educational, Vocational, Scientific, Higher, Medical, Management, Professional, Technical etc.
2 Significant accounting policies (Illustrative)	
2.1 Basis of accounting and preparation of financial statements	These financial statements are prepared in accordance with Indian Generally Accepted Accounting Principles (GAAP) under the historical cost convention on the accrual basis except for certain financial instruments which are measured at fair values. GAAP comprises mandatory accounting standards as prescribed by the Companies (Accounting Standards) Rules, 2006, the provisions of the Companies Act, 1956 and guidelines issued by the Securities and Exchange Board of India (SEBI). Accounting policies have been consistently applied except where a newly issued accounting standard is initially adopted or a revision to an existing accounting standard requires a change in the accounting policy hitherto in use.
2.2 Use of estimates	The preparation of the financial statements in conformity with Indian GAAP requires the Management to make estimates and assumptions considered in the reported amounts of assets and liabilities (including contingent liabilities) and the reported income and expenses during the year. The Management believes that the estimates used in preparation of the financial statements are prudent and reasonable. Future results could differ due to these estimates and the differences between the actual results and the estimates are recognised in the periods in which the results are known / materialise.
2.3 Inventories	The company does not have any inventories.
2.4 Depreciation and amortisation	The company does not have any tangible or intangible assets.
2.5 Revenue recognition	all income is recognised on accrual basis.
2.6 Other income	Interest income is accounted on accrual basis.
2.7 Tangible fixed assets	The company does not have any tangible assets.
2.8 Intangible assets	The company does not have any intangible assets.
2.9 Foreign currency transactions and translations	No Foreign currency transaction have been made during the year.
2.10 Government grants, subsidies and export incentives	The Company has not received any Government grant, subsidies an export incentive.
2.11 Investments	Long term investments are carried at cost less provisions recorded to recognize any decline, other than temporary, in the carrying value of each investment.
2.12 Employee benefits	<p><u>(a) Short Term Employee Benefit</u> All employee benefits payable wholly within twelve months of rendering the service are classified as short term employee benefits. Short term employee benefits, including accumulated compensated absences, at the balance sheet date, are recognized as an expense as per the Company's scheme based on expected obligations on undiscounted basis.</p> <p><u>(b) Long Term Employee Benefits</u> The state government provident fund scheme and employee state insurance scheme are defined contribution plans. The contribution paid/payable under the scheme is charged to Profit and Loss Account during the period in which the employee renders the related service.</p>



Athena Eduspark Limited
Notes forming part of the financial statements (Contd...)

Note	Particulars
2.13	<p>Taxes on income</p> <p>Current tax is the amount of tax payable on the taxable income for the year as determined in accordance with the provisions of the Income Tax Act, 1961.</p> <p>Minimum alternate tax (MAT) paid in accordance with the tax laws, which gives rise to future economic benefits in the form of tax credit against future income tax liability, is recognized as an asset in the Balance Sheet if there is convincing evidence that the Company will pay normal tax after the tax holiday period and the resultant asset can be measured reliably. The Company offsets, on a year on year basis, the current tax assets and liabilities, where it has a legally enforceable right and where it intends to settle such assets and liabilities on a net basis.</p> <p>Deferred tax is recognised on timing differences, being the differences between the taxable income and the accounting income that originate in one period and are capable of reversal in one or more subsequent periods. Deferred tax is measured using the tax rates and the tax laws enacted or substantially enacted as at the reporting date. Deferred tax liabilities are recognised for all timing differences. Deferred tax assets in respect of unabsorbed depreciation and carry forward of losses are recognised only if there is virtual certainty that there will be sufficient future taxable income available to realise such assets. Deferred tax assets are recognised for timing differences of other items only to the extent that reasonable certainty exists that sufficient future taxable income will be available against which these can be realised. Deferred tax assets and liabilities are offset if such items relate to taxes on income levied by the same governing tax laws and the Company has a legally enforceable right for such set off. Deferred tax assets are reviewed at each Balance Sheet date for their realisability.</p>
2.14	<p>Provisions and contingencies</p> <p>A provision is recognized if, as a result of a past event, the Company has a present legal obligation that can be estimate reliably, and it is probable that an out flow of economic benefits will be required to settle the obligation. Provisions are determined by the best estimate of the out flow of economic benefits required to settle the obligation at the reporting date. Where no reliable estimate can be made, a disclosure is made as contingent liability. A disclosure for a contingent liability is also made when there is a possible obligation or a present obligation that may, but probably will not, require an out flow of resources. Where there is a possible obligation or a present obligation in respect of which the likelihood of out flow of resources is remote, no provision or disclosure is made.</p>
2.15	<p>Earnings per share</p> <p>Basic earnings per share is computed by dividing the profit / (loss) after tax (including the post tax effect of extraordinary items, if any) by the weighted average number of equity shares outstanding during the year. Diluted earnings per share is computed by dividing the profit / (loss) after tax (including the post tax effect of extraordinary items, if any) as adjusted for dividend, interest and other charges to expense or income relating to the dilutive potential equity shares, by the weighted average number of equity shares considered for deriving basic earnings per share and the weighted average number of equity shares which could have been issued on the conversion of all dilutive potential equity shares. Potential equity shares are deemed to be dilutive only if their conversion to equity shares would decrease the net profit per share from continuing ordinary operations. Potential dilutive equity shares are deemed to be converted as at the beginning of the period, unless they have been issued at a later date. The dilutive potential equity shares are adjusted for the proceeds receivable had the shares been actually issued at fair value (i.e. average market value of the outstanding shares).</p>



Athena Eduspark Limited

Notes forming part of the financial statements

Note 3 Share capital

Particulars	As at 31 March, 2014		As at 31 March, 2013	
	Number of shares	₹	Number of shares	₹
(a) Authorised Equity shares of ₹10/- each with voting rights	50,000	500,000	50,000	500,000
(b) Issued Equity shares of ₹10/- each with voting rights	50,000	500,000	50,000	500,000
(c) Subscribed and fully paid up Equity shares of ₹10/- each with voting rights	50,000	500,000	50,000	500,000
(d) Subscribed but not fully paid up	Nil	Nil	Nil	Nil
Total	50,000	500,000	50,000	500,000

Refer Notes (i) to (iv) below

Particulars								
Notes:								
(a) Reconciliation of the number of shares and amount outstanding at the beginning and at the end of the reporting period:								
Particulars	Opening Balance	Fresh issue	Bonus	ESOP	Conversion	Buy back	Other changes (give details)	Closing Balance
Equity shares with voting rights								
Year ended 31 March, 2014								
Number of shares	50,000							50,000
Amount (₹)	500,000							500,000
Year ended 31 March, 2013								
Number of shares	50,000							50,000
Amount (₹)	500,000							500,000

(ii) Details of shares held by each shareholder holding more than 5% shares:

Class of shares / Name of shareholder	As at 31 March, 2014		As at 31 March, 2013	
	Number of shares held	% holding in that class of shares	Number of shares held	% holding in that class of shares
Equity shares with voting rights				
PTL Projects Ltd	49,940	99.88	49,940	99.88



Athena Eduspark Limited

Notes forming part of the financial statements

Note 4 Reserves and surplus

Particulars	As at 31 March, 2014	As at 31 March, 2013
	₹	₹
(a) Surplus / (Deficit) in Statement of Profit and Loss		
Opening balance	555,132	(132,703)
Add: Profit / (Loss) for the year	1,474,673	687,835
Total	2,029,805	555,132

Note 5 Other current liabilities

Particulars	As at 31 March, 2014	As at 31 March, 2013
	₹	₹
(a) Other payables		
(i) Statutory Liabilities	396,543	244,435
(ii) Salary Payable	2,099,602	-
(iii) Short term advance	-	102,587
(iv) Others (Expenses Payable)	288,036	41,425
Total	2,784,181	388,447

Note 6 Short Term Provisions

Particulars	As at 31 March, 2014	As at 31 March, 2013
	₹	₹
(a) Provision for Income Tax	694,000	-
Total	694,000	-



Athena Eduspark Limited

Notes forming part of the financial statements

Note 7 Long-term loans and advances

Particulars	As at 31 March, 2014	As at 31 March, 2013
	₹	₹
(a) Balances with government authorities		
Unsecured, considered good		
(i) Advance Income Tax & TDS	606,638	23,708
(ii) Security Deposit-Rent	500,000	-
(iii) Advance Rent	300,000	-
Total	1,406,638	23,708

Note 8 Other Non-current Assets


Particulars	As at 31 March, 2014	As at 31 March, 2013
	₹	₹
Preliminary Expenses (to the extent not written off or adjusted)		
Opening Balance	-	50,360
Less: Written off during the year	-	50,360
	-	-

Note 9 Trade Receivables

Particulars	As at 31 March, 2014	As at 31 March, 2013
	₹	₹
Debts outstanding for a period exceeding six months		
Unsecured		
Considered doubtful	-	-
Less: Provision for doubtful debts	-	-
Other debts		
Unsecured		
Considered good	2,175,261	87,742
Considered doubtful	-	-
Less: Provision for doubtful debts	-	-
Total	2,175,261	87,742

Note 10 Cash and Cash Equivalents

Particulars	As at 31 March, 2014	As at 31 March, 2013
	₹	₹
(a) Cash on hand	2,828	4,876
(b) Balances with banks		
(i) In current accounts	2,423,259	1,327,253
Total	2,426,087	1,332,129



Athena Eduspark Limited
Notes forming part of the financial statements

Note 11 Income from Business

Particulars	For the year ended 31 March, 2014	For the year ended 31 March, 2013
	₹	₹
Income from Business activities	26,566,433	15,637,991
Other Receipts	277,776	-
Total	26,844,209	15,637,991

Note 12 Employee benefit expenses

Particulars	For the year ended 31 March, 2014	For the year ended 31 March, 2013
	₹	₹
Salaries and bonus including overseas staff expenses	24,126,041	14,302,203
Total	24,126,041	14,302,203

Note 13 Other expenses

Particulars	For the year ended 31 March, 2014	For the year ended 31 March, 2013
	₹	₹
Boarding, Lodging & Fooding Exp.	101,790	-
Bank Charges	1,022	-
Rent	24,000	12,000
Filling Fee	2,048	124
Printing and stationery	12,424	8,300
Electricity Expenses	1,500	-
Director'Sitting fees	179,776	169,888
Legal and professional	94,415	49,600
Priliminary Expenes w/off	-	50,360
Payments to auditors (Refer Note (i) below)	44,944	12,360
Miscellaneous expenses	11,576	15,321
Total	473,495	317,953

Notes:

As auditors - statutory audit	28,090	11,236
For taxation matters	11,236	-
For company law matters	-	-
For management services	-	-
For other services	-	-
Reimbursement of expenses	5,618	1,124
Total	44,944	12,360



Athena Eduspark Limited
Notes forming part of the financial statements

Note 14 Disclosures under Accounting Standards (contd.)

Note	Particulars	For the year ended 31 March, 2014 ₹	For the year ended 31 March, 2013 ₹
14.1	Earnings per share		
14.1 a	Basic		
	Continuing operations		
	Net profit / (loss) for the year from continuing operations	1,474,673	687,835
	Less: Preference dividend and tax thereon	-	-
	Net profit / (loss) for the year from continuing operations attributable to the equity shareholders	1,474,673	687,835
	Weighted average number of equity shares	50000	50000
	Par value per share	10	10
	Earnings per share from continuing operations - Basic	-	-
14.1 b	Total operations		
	Net profit / (loss) for the year	1,474,673	687,835
	Less: Preference dividend and tax thereon	0	0
	Net profit / (loss) for the year attributable to the equity shareholders	1,474,673	687,835
	Weighted average number of equity shares	50000	50000
	Par value per share	10	10
	Earnings per share - Basic	29.49	13.76
14.1 c	Basic (excluding extraordinary items)		
	Continuing operations		
	Net profit / (loss) for the year from continuing operations	1,474,673	687,835
	(Add) / Less: Extraordinary items (net of tax) relating to continuing operations	-	-
	Less: Preference dividend and tax thereon	0	0
	Net profit / (loss) for the year from continuing operations attributable to the equity shareholders, excluding extraordinary items	1,474,673	687,835
	Weighted average number of equity shares	50000	50000
	Par value per share	10	10
	Earnings per share from continuing operations, excluding extraordinary items - Basic	29.49	13.76
14.1 d	Total operations		
	Net profit / (loss) for the year	1,474,673	687,835
	(Add) / Less: Extraordinary items (net of tax)	-	-
	Less: Preference dividend and tax thereon	-	-
	Net profit / (loss) for the year attributable to the equity shareholders, excluding extraordinary items	1,474,673	687,835
	Weighted average number of equity shares	50000	50000
	Par value per share	10	10
	Earnings per share, excluding extraordinary items - Basic	29.49	13.76
	Diluted		
	The diluted earnings per share has been computed by dividing the Net Profit After Tax available for Equity Shareholders by the weighted average number of equity shares, after giving dilutive effect of the outstanding Warrants, Stock Options and Convertible bonds for the respective periods. Since, the effect of the conversion of Preference shares was anti-dilutive, it has been ignored.		
14.1 e	Continuing operations		
	Net profit / (loss) for the year from continuing operations	1,474,673	687,835
	Less: Preference dividend and tax thereon	-	-
	Net profit / (loss) for the year attributable to the equity shareholders from continuing operations	1,474,673	687,835
	Add: Interest expense and exchange fluctuation on convertible bonds (net)	-	-
	Profit / (loss) attributable to equity shareholders from continuing operations (on dilution)	1,474,673	687,835
	Weighted average number of equity shares for Basic EPS	50000	50000
	Add: Effect of warrants, ESOPs and Convertible bonds which are dilutive	0	0
	Weighted average number of equity shares - for diluted EPS	50000	50000
	Par value per share	10	10
	Earnings per share, from continuing operations - Diluted	29.49	13.76



Note 14 Disclosures under Accounting Standards (contd.)

Note	Particulars	For the year ended 31 March, 2013 ₹	For the year ended 31 March, 2012 ₹
14.1.f	<u>Total operations</u> Net profit / (loss) for the year Less: Preference dividend and tax thereon Net profit / (loss) for the year attributable to the equity shareholders Add: Interest expense and exchange fluctuation on convertible bonds (net) Profit / (loss) attributable to equity shareholders (on dilution) Weighted average number of equity shares for Basic EPS Add: Effect of Warrants, ESOPs and Convertible bonds which are dilutive Weighted average number of equity shares - for diluted EPS Par value per share Earnings per share - Diluted	1,474,673 1,474,673 1,474,673 50000 0 50000 10 29.49	687,835 687,835 687,835 50000 0 50000 10 13.76
14.1.g	<u>Diluted (excluding extraordinary items)</u> <u>Continuing operations</u> Net profit / (loss) for the year from continuing operations (Add) / Less: Extraordinary items (net of tax) Less: Preference dividend and tax thereon Net profit / (loss) for the year from continuing operations attributable to the equity shareholders, excluding extraordinary items Add: Interest expense and exchange fluctuation on convertible bonds (net) Profit / (loss) from continuing operations attributable to equity shareholders (on dilution) Weighted average number of equity shares for Basic EPS Add: Effect of Warrants, ESOPs and Convertible bonds which are dilutive Weighted average number of equity shares - for diluted EPS Par value per share Earnings per share, from continuing operations, excluding extraordinary items - Diluted	1,474,673 1,474,673 50000 0 50000 10 29.49	687,835 687,835 50000 0 50000 10 13.76
14.1.h	<u>Total operations</u> Net profit / (loss) for the year (Add) / Less: Extraordinary items (net of tax) Less: Preference dividend and tax thereon Net profit / (loss) for the year attributable to the equity shareholders, excluding extraordinary items Add: Interest expense and exchange fluctuation on convertible bonds (net) Profit / (loss) attributable to equity shareholders (on dilution) Weighted average number of equity shares for Basic EPS Add: Effect of Warrants, ESOPs and Convertible bonds which are dilutive Weighted average number of equity shares - for diluted EPS Par value per share Earnings per share, excluding extraordinary items - Diluted	1,474,673 1,474,673 50000 0 50000 10 29.49	687,835 687,835 50000 0 50000 10 13.76



Athena Eduspark Limited

Note 15: Previous year's figures


Note	Particulars
	The Revised Schedule VI has become effective from 1 April, 2011 for the preparation of financial statements. This has significantly impacted the disclosure and presentation made in the financial statements. Previous year's figures have been regrouped / reclassified wherever necessary to correspond with the current year's classification / disclosure.

In terms of our report attached.

For Anand Dua & Associates

Chartered Accountants

Firm Regn Number 04703N


Anand Dua
Partner
M.No. : 83503

For and on behalf of the Board of Directors


Director


Director

Place : New Delhi

Date : 23/04/2014